CLASSIFYING QUADRILATERALS

3rd Grade



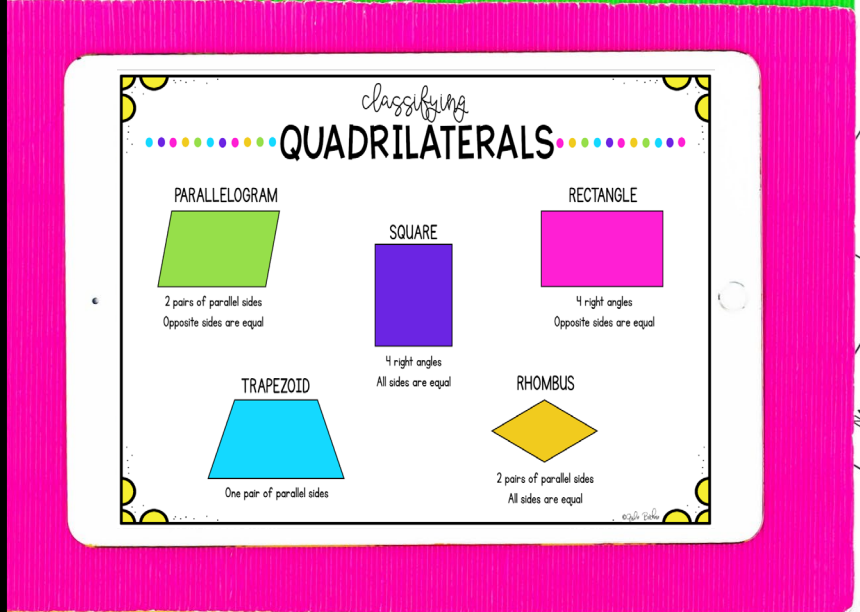



Printable & Google Slides

Mag CORE

CLASSIFYING QUADRILATERALS
test review
Directions: Decide whether each ... is a polygon and mark your answer.
Polygon? Yes No
Polygon? Yes No
Yes No
Yes No
Polygon
Non-polygon
CLASSIFYING QUADRILATERALS
test review
Directions: Match the quadrilateral with its type by dragging the quadrilateral name to the shape.
Rectangle
Trapezoid
Square
Rhombus
Parallelogram
CLASSIFYING QUADRILATERALS
name that quadrilateral
Directions: Decide whether each quadrilateral is a parallelogram, rectangle, square, trapezoid, or rhombus, and write the quadrilateral type in the space.
NAME:
DATE:
CLASSIFYING QUADRILATERAL
comparing quadrilaterals
Directions: Compare and contrast the quadrilaterals. Complete the Venn diagram with differences and similarities of the quadrilaterals.
Parallelogram
Rectangle
Rectangle
Square
characteristics of a
POLYGON
Polygons are FLAT or two-dimensional shapes
types of
QUADRILATERALS
PARALLELOGRAM
RECTANGLE
MY QUADRILATER-BOT
Body Part
Type of Quadrilateral
Feet
Legs
Hands
QUADRILATERALS TO INCLUDE
Parallelogram
Rectangle
Square
Rhombus
Trapezoid
Irregular quadrilateral
NAME:
DATE:
CLASSIFYING QUADRILATERALS
my quadrilater-bot
Your assignment is to design a robot- built entirely of quadrilaterals! Your quadrilater-bot must have feet, legs, arms, hands, a body, and a head. You must use each type of quadrilateral listed below.
Draw your quadrilater-bot on the following page. Color and add details to your robot. Have fun and be creative!

characteristics of a
POLYGON
Polygons ar
All si
NAME:
DATE:
CLASSIFYING QUADRILATERALS
name that quadrilateral
Directions: Decide wh
Polygon?
Yes
Directions: Draw an example of a p
Polygon
CLASSIFYING
my qu
Your assignment is to design a rob
bot must have feet, legs, arms, hc
quadrilateral listed below.
Draw your quadrilater-bot on t
Have fun and be creative!
MY QUADRIL
Body Part
Feet
Legs
Hands
Arms
Body
Head
CLASSIFYING QUADRILATERALS
comparing
Directions: Compc
differences and si
*No ri
(acute
obtuse
*Opposite
are equal
types of
QUADRILATE
PARALLELOGRAM
2 pairs of parallel sides
Opposite sides are equal
TRAPEZO
One pair

NAME:
CLASSIFYING QUAD
test review
Directions: D ether each shape is a polygon anc
Polygon? Yes No
Yes No
Dire n example of a polygon and a non-polygon
Polygon
Non-pc
NAME:
CLASSIFYING QUADRILATERAL
comparing quadrilaterals
Directions: Compare and contrast the quadrilaterals. Complete the Venn diagram
differences and similarities of the quadrilaterals.
Parallelogram
Rectangle
No right angles (acute and obtuse angles)
Opposite sides are equal
four sides
two pairs of parallel sides
Rectangle
Opposite sides
types of
QUADRILATERAL
PARALLELOGRAM
2 pairs of parallel sides
Opposite sides are equal
RECTA
4 right angles
Opposite sides are e
SQUARE
4 right angles
des are equal
RHOMBUS
CLASSIFYING QUADRILATERALS
all about quadrilaterals
Directions: On each sticky note, use the shape or line tools to draw a picture of the type of quadrilateral listed. For each quadrilateral, list two characteristics of that quadrilateral type.
PARALLELOGRAM
SQUARE
TRAPEZOID
RECTANGLE
RHOMBUS
IRREGULAR QUADRILATERAL
characteristics
POLYGO
Polygons are FLAT or two-dim
All sides of a po
A polyg
A polygon must have NO INTER
NAME:
CLASS
Directions: Decide whether each
trapezoid, or rhombus, and write the
trapezoid
parallelogram
square
DATE:
ING QUADRILATER
quadrilater-bot
robot- built entirely of quadrilaterals! Your quad
hands, a body, and a head. You must use each ty
aw your quadrilater-bot on the following page. Color and add details to your ro
Have fun and be creative!
MY QUADRILATER-BOT
Body Part
Type of Quadrilateral
Feet
Legs
Hands
Arms
Body
Head
Rhombus
Trapezoid
Irregular

types of
QUADRILATERALS
PARALLELOGRAM
2 pairs of parallel sides
Opposite sides are equal
RECTANGLE
4 right angles
Opposite sides are equal
SQUARE
4 righ
All sides
TRAPEZOID
One pair of parallel sides
characteristics of a
POLYGON
Polygons are FLAT or two-dimensional shap
All sides of a polygon must be STRAIGHT
A polygon must be CLOSED
A polygon must have NO INTERSECTING SIDES
DATE:
YING QUADRILATERALS
LASSIFYING QU
NAME:
CLASSIFYIN
compar
Directions: Compare and contrast th
differences and similarities of the q
Parallelogram
Rectangle
CLASSIFYI
Directions: Decide whether
trapezoid, or rhombus, an
tra
parallelogram
rectangle
rhom

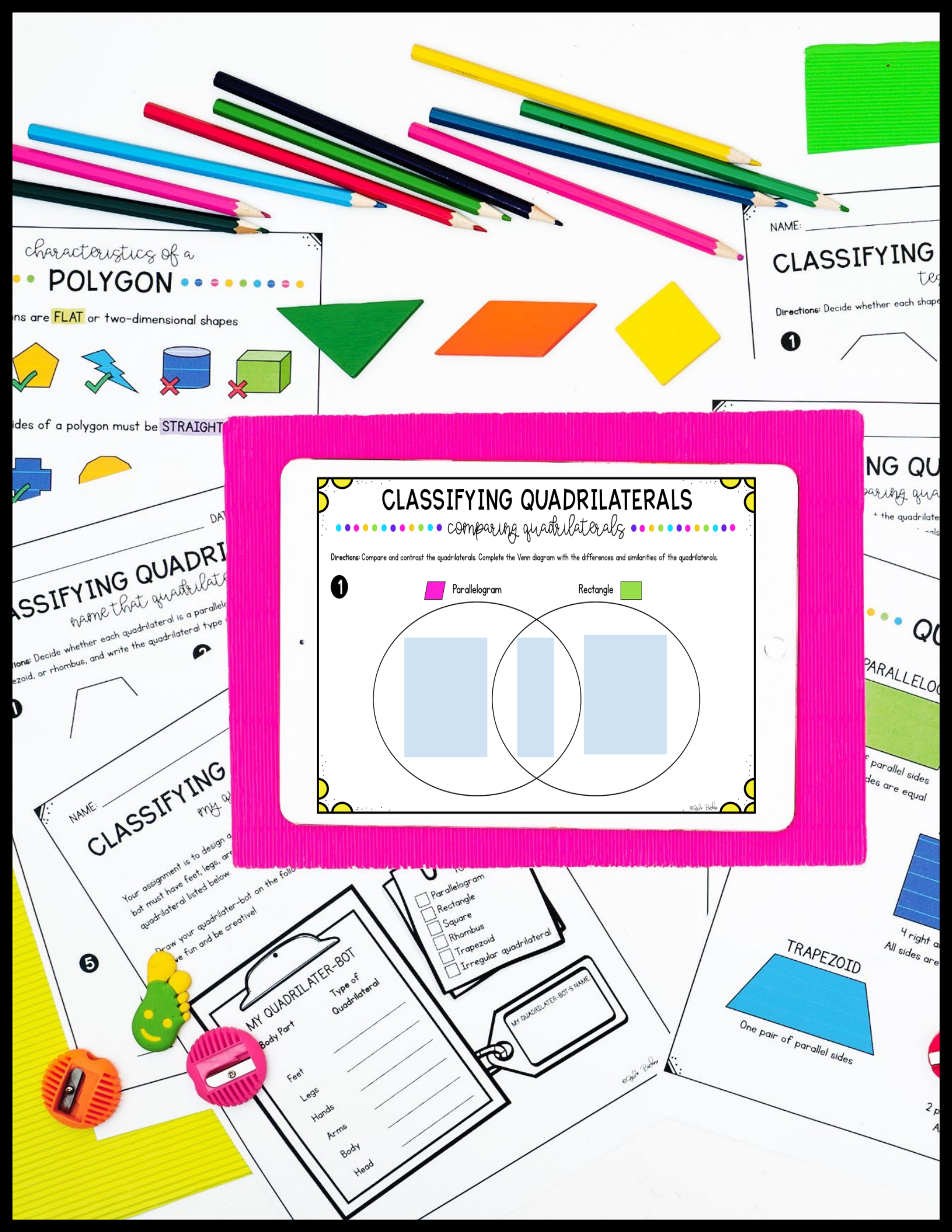
CLASSIFYING QUADRILATERALS
comparing quadrilaterals
Directions: Compare and contrast the quadrilaterals. Complete the Venn diagram with the differences and similarities of the quadrilaterals.
1
Parallelogram
Rectangle
characteristics of a
POLYGON
NAME:
CLASSIFYING
Directions: Decide whether each shape
TRAPEZOID
One pair of parallel sides
Parallelogram
Rectangle
Square
Rhombus
Trapezoid
Irregular quadrilateral
MY QUADRILATER-BOT
Body Part
Type of Quadrilateral
Feet
Legs
Hands
Arms
Body
Head
MY QUADRILATER-BOT'S NAME

CLASSIFYING POLYGONS
is it a polygon?
Directions: Decide whether each shape is a polygon. Drag the check to mark your answer.
5
6
Polygon? Yes No
Drag me
Polygon? Yes No
NAME:
CLASSIFYING QUADRILATERALS
DATE:
Your assignment is to design a my quadrilateral-bot or bot must have feet, legs, arms quadrilateral listed below.
Draw your quadrilater-bot or
Have fun and be creative!
MY QUADRIL
Body Part
Feet
Legs
Hands
Arms
Body
Head
types of
QUADRILATERA
PARALLELOGRAM
2 pairs of parallel sides
Opposite sides are equal
RECTA
4 right angles
Opposite sides are equa
TRAPEZOI
NAME:
CLASSIFYING QUADR
name that quad
characteristics of
POLYGON
Polygons are FLAT or two-dimensiona
All sides of a polygon must be STRAIGHT
A polygon must be CLOSED
A polygon must have NO INTERSECTING SIDES

CLASSIFYING QUADRILATERALS

3rd grade

Table of Contents

1. Anchor Charts (2 pages)
2. Classifying Polygons (1 pages)
3. Classifying Quadrilaterals (5 pages)
4. Comparing and Contrasting Quadrilaterals (2 pages)
5. Games and Activities (7 pages)
6. Test Review (3 pages)
7. Test (3 pages)

Thank you for purchasing this Common Core Kingdom digital resource!

The Google Slides version of this resource requires that you make a copy of the resource to your own Google Drive.

* You MUST have a Google account in order to access this resource. Click HERE if you need help setting up a Google account.

characteristics of a POLYGON

Polygons are FLAT or two-dimensional shapes

All sides of a polygon must be STRAIGHT

A polygon must be CLOSED

A polygon must have NO INTERSECTING SIDES



©Julie Bochorse

types of QUADRILATERALS

PARALLELOGRAM

2 pairs of parallel sides

Opposite sides are equal

RECTANGLE

4 right angles

Opposite sides are equal

SQUARE

4 right angles

All sides are equal

TRAPEZOID

One pair of parallel sides

RHOMBUS



2 pairs of parallel sides

All sides are equal

©Julie Bochorse

NAME: _____ DATE: _____

CLASSIFYING QUADRILATERALS

name that quadrilateral

Directions: Decide whether each quadrilateral is a parallelogram, rectangle, square, trapezoid, or rhombus, and write the quadrilateral type in the space.

1

_____

2

_____

3

_____

4

_____

5

_____

6

_____

Magi CORE

©Julie Bochorse

NAME: _____ DATE: _____

CLASSIFYING QUADRILATERALS

quadrilateral characteristics

Directions: List two characteristics of each type of quadrilateral below.

1. Parallelogram

2. Rectangle

3. Square

4. Rhombus

5. Trapezoid

©Julie Bochorse

NAME: _____ DATE: _____

CLASSIFYING QUADRILATERALS

comparing quadrilaterals

Directions: Compare and contrast the quadrilaterals. Complete the Venn diagram with the differences and similarities of the quadrilaterals.

1



2

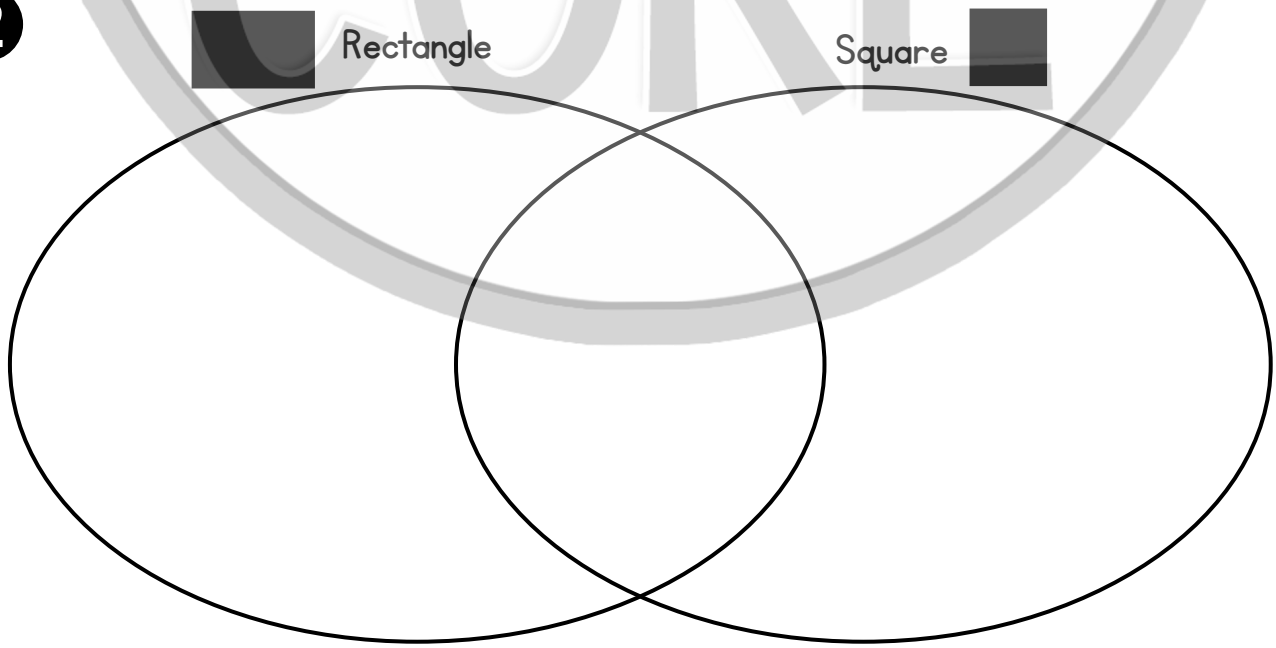

©Julie Bochorsa

CLASSIFYING QUADRILATERALS

memory





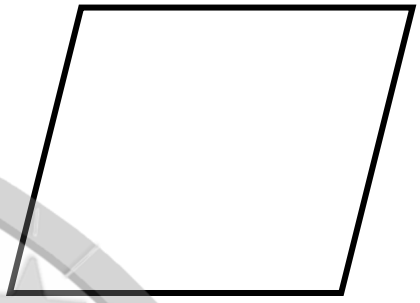

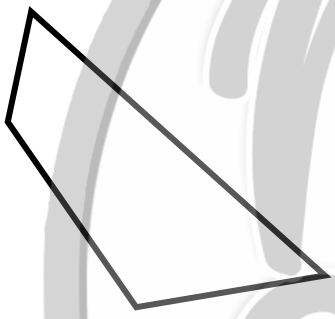

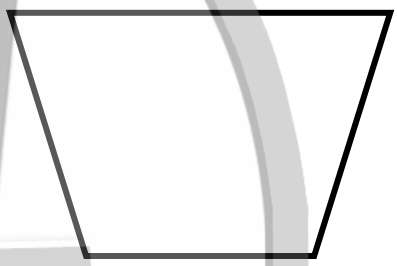

Trapezoid	Parallelogram	Square
Rhombus	Irregular quadrilateral	Rectangle

©Julie Bachman

NAME: _____ DATE: _____

CLASSIFYING QUADRILATERALS

test review

Directions: Decide whether each shape is a polygon and mark your answer.

1

Polygon? ◯ Yes ◯ No

2

Polygon? ◯ Yes ◯ No

3

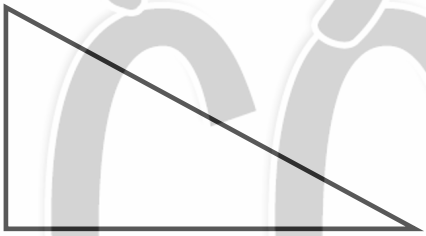

Polygon? ◯ Yes ◯ No

4

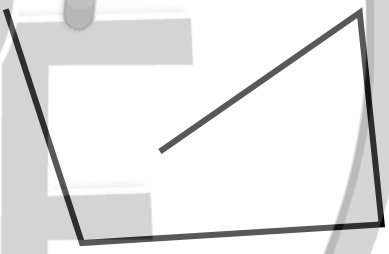

Polygon? ◯ Yes ◯ No

Directions: Draw an example of a polygon and a non-polygon shape.

5 Polygon

6 Non-polygon

Magi CORE

©Julie Bochorsu

Directions: Read the statements below. Draw a picture of the quadrilateral that is being described. Then, write the name of the quadrilateral.

12 I am a quadrilateral. I have four right angles. All of my sides are equal. What shape am I?

13 I am a quadrilateral. I have only one pair of parallel sides. What shape am I?

14 I am a quadrilateral. I have two pairs of parallel sides. I have no right angles. What shape am I?

15 I am a quadrilateral. I have two pairs of parallel sides, and opposite sides are equal. I have four right angles. What shape am I?

16 I am a quadrilateral. I have four equal sides, but no right angles. What shape am I?

©Julie Bochorse

Terms of Use

How Can I Use This Resource?

Thank you for trusting MagiCore. Our mission is to create resources that support teachers and promote student success. Please note that this resource is licensed for use by a single teacher in a classroom setting. If you need to use this resource with more than one teacher and/or across multiple classrooms, additional licenses are available at a discount. You can purchase additional licenses by visiting your TPT "Purchases" page and then selecting "Download Additional Licenses" or by contacting me at julie@magicorelearning.com.

Good to Go

- Use this resource personally or with your own children.
- Use this resource in your own classroom with your students.
- Provide this resource to your students to use at your instruction.
- Print and/or copy for use in your own classroom.
- Provide printed pages to a substitute teacher with the sole purpose of instructing your students.
- Share with your students via a secure document portal or electronic learning platform that requires individual user verification and limits access to only the students in your own classroom (e.g. Google Classroom).
- Review this resource with others with the sole purpose of recommending it to others for purchase, provided you share one of the links below:

https://magicorelearning.com/

https://www.teacherspayteachers.com/Store/Magicore

Not O.K.

- Share with others to use personally.
- Share with others to use in another classroom.
- Print or copy any page(s) and distribute them to other teachers or other classrooms.
- Publish or host online in a manner where any of the material is accessible to anyone who is not a student in your own classroom., including but not limited to personal, classroom, or district websites that are accessible to the general public.
- Use this resource commercially (e.g. Outschool).
- Publish, sell, or otherwise distribute this product to anyone in manner inconsistent with these terms of use.

© Copyright 2020, 2022. All rights reserved. The unlicensed reproduction or distribution of this product is strictly prohibited. Permission is granted to the original purchaser or licensee to make copies to use with students and/or to assign to students digitally providing it is only available to students assigned directly to the purchaser. Using this product in any manner that makes it accessible to the general public is strictly forbidden. Commercial use, including but not limited to online or in person classes, is prohibited. Contact julie@magicorelearning.com for commercial licensing information. Sharing without permission or hosting online in a public manner is a violation of the Digital Millennium Copyright Act (DMCA). These terms may be updated at any time. You can see the most up to date Terms of Use at https://magicorelearning.com/terms-of-use.

Let's Connect!

www.magicorelearning.com

https://www.teacherspayteachers.com/Store/Magicore

https://www.facebook.com/MagiCoreLearning/

https://www.instagram.com/magicorelearning/

https://www.pinterest.com/magicorelearning/pins/

Julie@magicorelearning.com

Looking for more?

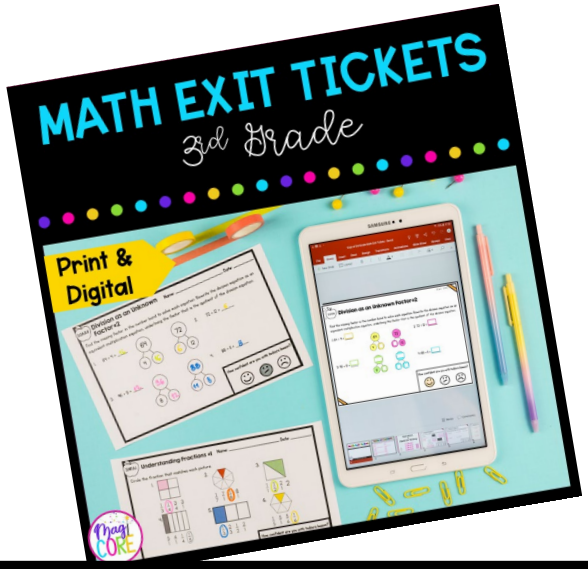

Membership Opportunity!

If you love these resources and want access to more, check out my membership opportunity with the MagiCore Club.

Join my MagiCore Club waitlist!

MagiCore Club opens its membership doors twice a year to offer teachers all of the resources you love, with a membership discount. You can also find support through my custom learning plan.

Find out more: https://magicorelearning.com/membership

CREDITS